
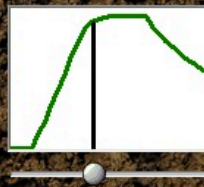
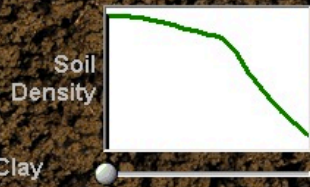


Peas
Max Yield: 100



Economics

Gross Income	
\$/bushel	\$/acre
\$8.25	\$742.09

Other Expenses	
\$250.00	

Fertilizer Cost		
	\$/lb	\$/acre
N	\$0.37	\$4.07
P	\$0.56	\$19.60
K	\$0.33	\$0.00
S	\$0.33	\$1.65
Total:		\$25.32

Quick Summary	
Net \$/acre:	\$466.77
Break Even \$/b	\$3.06

N	27.4	306.6	11.0
P ₂ O ₅	100.0	84.2	35.0
K ₂ O	247.4	273.5	0.0
S	26.6	25.0	5.0
Ca	548.4	18.0	
Mg	158.4	25.0	
Cu	0.05	0.15	0.100
Zn	0.25	0.50	0.250
Mn	13.77	0.60	
Fe	2.57	0.50	
B	0.19	0.06	



Field Map



Summary